


## Power Sections

22 East Lake Crescent N.E., Airdrie, Alberta, Canada, T4A 2H3  
 Ph: (587) 775-7777  
 www.spirasystems.com



Stator Specifications	
Overall Length (in.)	250.0 [6350 mm]
Tube O.D. (in.)	5.00 [127 mm]
Tube I.D. (in.)	4.00 [102 mm]
Rubber Cut Back Top (in.)	8.0
Rubber Cut Back Bottom (in.)	8.0
Weight (kg)	250
Tube Material	4140-4145
To be threaded and ID Banded by customer	

Rotor Specifications	
Overall Length (in.)	241.0 [6121 mm]
Contour Length (in.)	235 [5969 mm]
Major Diameter (in.)	3.198
Eccentricity (in.)	0.163
Head Diameter (in.)	3.380
Gunbored Weight (kg)	181
Solid Weight (kg)	205
Material	17-4PH
Coating option 1	Chrome
Coating option 2	Carbide
To be threaded by customer	

Performance Specifications		
Flow Range (lpm)	750 - 1300	
Speed Range (RPM)	100 - 175	
Torque Slope (ft-lbs/kPa)	0.711	
Rotation (rev/l)	0.135	
Off Bottom Pressure (kPa)	621	
Stall Torque (ft-lbs)	9,600	
	Optimal Limit	Max Limit*
Motor Pressure (kPa)	9,000	10,200
Torque (ft-lbs)	6,400	7,200
Flow (lpm)	1,300	1,300
Power (hp)	181	188

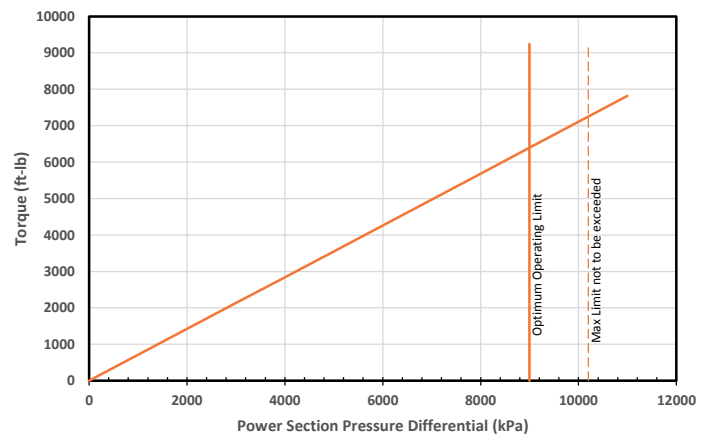
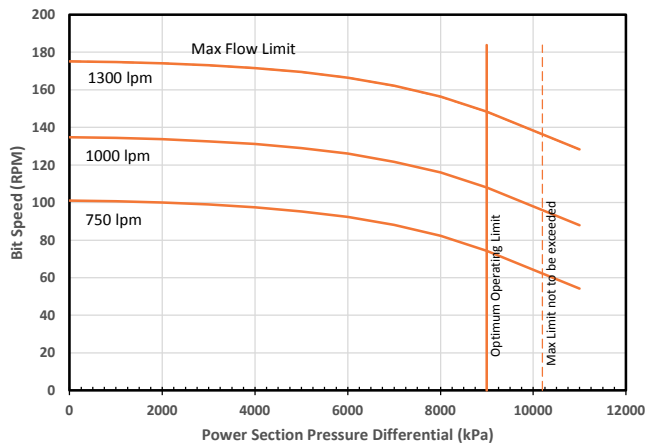
\*Expect reduced life when operating at this limit for extended duration

Minor Diameter Fit Details (at 20°C)					
Size Band	Nominal Fit (in.)**	Minor Dia (in.)*	Nominal Fit (in.)**	Minor Dia (in.)*	Best Oper. Temp***
	Vector Measurements		True Size Laser Measurements		
1.0T	-	-	-	-	-
0.5T	0.009	2.863	0.012	2.860	45 - 75 °C
STD	-0.001	2.873	0.002	2.870	65 - 95 °C
0.5L	-0.011	2.883	-0.008	2.880	85 - 115 °C
1.0L	-	-	-	-	-
1.5L	-	-	-	-	-
2.0L	-	-	-	-	-
	Minor Shrinkage (in./°C)				0.00045

\*Approximate Vector/laser gauge conversion: 0.003 ± 0.005

\*\*Negative fits indicate clearance fit at room temperature using nominal new rotor

\*\*\*Best operating temperatures are based on new stators subject to normal thermal expansion conditions. Operators may wish to consider swell and run life when selecting sizes.



Performance curves are for reference only. Actual power section performance may vary depending on operating conditions (e.g. chosen rotor/stator interference fit, possible rubber swelling by drilling fluid, rotor and stator wear, actual downhole temperature, actual stator temperature, physical and chemical properties of the drilling fluid and other factors encountered downhole). The torque may exceed that specified for the connected components. Operating above the recommended limits may result in damage to the power section and connected components which will be the liability of the operator. Data subject to change without notice.