


Power Sections

22 East Lake Crescent N.E., Airdrie, Alberta, Canada, T4A 2H3
 Ph: (587) 775-7777
 www.spirasystems.com



Stator Specifications	
Overall Length (in.)	242.6 [6162 mm]
Tube O.D. (in.)	4.75 [121 mm]
Tube I.D. (in.)	3.75 [95 mm]
Rubber Cut Back Top (in.)	8.0
Rubber Cut Back Bottom (in.)	8.0
Weight (kg)	245
Tube Material	4140-4145
To be threaded and ID Banded by customer	

Rotor Specifications	
Overall Length (in.)	229.5 [5829 mm]
Contour Length (in.)	223 [5664 mm]
Major Diameter (in.)	2.916
Eccentricity (in.)	0.207
Head Diameter (in.)	2.750
Gunbored Weight (kg)	125
Solid Weight (kg)	148
Material	17-4PH
Coating option 1	Chrome
Coating option 2	Carbide
To be threaded by customer	

Performance Specifications		
Flow Range (lpm)	350 - 1100	
Speed Range (RPM)	90 - 290	
Torque Slope (ft-lbs/kPa)	0.374	
Rotation (rev/l)	0.264	
Off Bottom Pressure (kPa)	883	
Stall Torque (ft-lbs)	7,000	
	Optimal Limit	Max Limit*
Motor Pressure (kPa)	12,450	14,110
Torque (ft-lbs)	4,700	5,300
Flow (lpm)	1,100	1,100
Power (hp)	218	226

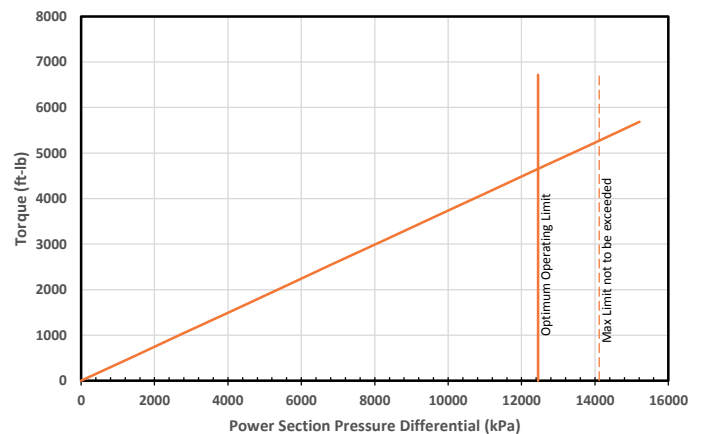
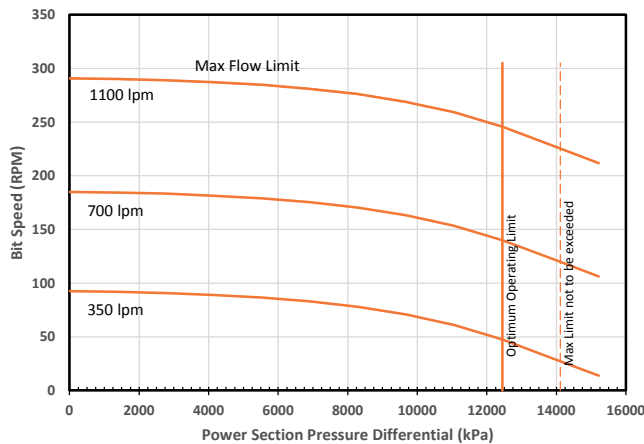
*Expect reduced life when operating at this limit for extended duration

Minor Diameter Fit Details (at 20°C)					
Size Band	Nominal Fit (in.)**	Minor Dia (in.)*	Nominal Fit (in.)**	Minor Dia (in.)*	Best Oper. Temp***
	Vector Measurements		True Size Laser Measurements		
1.0T	-	-	-	-	-
0.5T	-0.005	2.507	0.009	2.493	45 - 75 °C
STD	-0.015	2.517	-0.001	2.503	65 - 95 °C
0.5L	-0.025	2.527	-0.011	2.513	85 - 115 °C
1.0L	-	-	-	-	-
1.5L	-	-	-	-	-
2.0L	-	-	-	-	-
	Minor Shrinkage (in./°C)				0.00050

*Approximate Vector/laser gauge conversion: 0.014 ± 0.005

**Negative fits indicate clearance fit at room temperature using nominal new rotor

***Best operating temperatures are based on new stators subject to normal thermal expansion conditions. Operators may wish to consider swell and run life when selecting sizes.



Performance curves are for reference only. Actual power section performance may vary depending on operating conditions (e.g. chosen rotor/stator interference fit, possible rubber swelling by drilling fluid, rotor and stator wear, actual downhole temperature, actual stator temperature, physical and chemical properties of the drilling fluid and other factors encountered downhole). The torque may exceed that specified for the connected components. Operating above the recommended limits may result in damage to the power section and connected components which will be the liability of the operator. Data subject to change without notice.